

---

# Random Quote Web Part


Enterprise Version

© AMREIN ENGINEERING AG

Version 1.1

February 2010

Random Quote of the Day



“A conservative is a person who lives in a past that never existed.”

Albert Einstein, 1924

---

## Description

The "Random Quote of the Day" Web Part randomly selects a quote from the specified Sharepoint list or from the selected RSS feed. A "Starter" Excel list containing quotes for a quick start is supplied with the download package.

The Web Part can be used with Windows Sharepoint Services V3, MOSS 2007 and Sharepoint 2010.

You can configure the following web part properties:

- the Sharepoint list
- the Sharepoint list column
- or the RSS Feed URL for external tips
- enable or suppress the daily calendar display
- show an optional picture or calendar
- show a tip every day or on every page refresh
- configure CSS settings for individual formatting

## Prerequisites

Before you attempt to install the solutions you need to make sure that you have the following installed on your server(s):

- Microsoft Office SharePoint Server 2007, WSS 3.0 or Sharepoint 2010

## Installation

### Manual Installation

1. download and unpack the **AERandomQuoteWebpart.zip** file.  
The ZIP archive contains the RandomQuoteWebpart.dll and the AERandomQuote.webpart files.
2. drop the RandomQuoteWebpart.dll into the GAC of your Sharepoint server (c:\windows\assembly).
3. add the following line to the "<SafeControls>" section of your Web.Config file.  
Please make sure that the line is added as one single line (no line breaks):

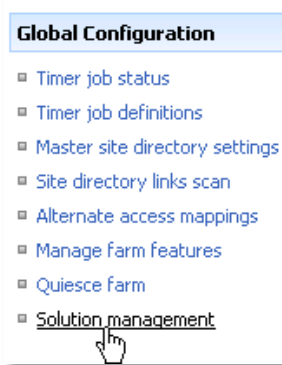
```
<SafeControl Assembly="RandomQuoteWebpart, Version=1.0.0.0, Culture=neutral,
PublicKeyToken=94c8826fa4561440" Namespace="RandomQuoteWebpart" TypeName="*"
Safe="True" />
```

4. from the top site go to "Site Actions/Site Settings/Modify All Site Settings/Galleries/Web Parts"
5. use the "Upload" menu option to upload the AERandomQuote.webpart file.

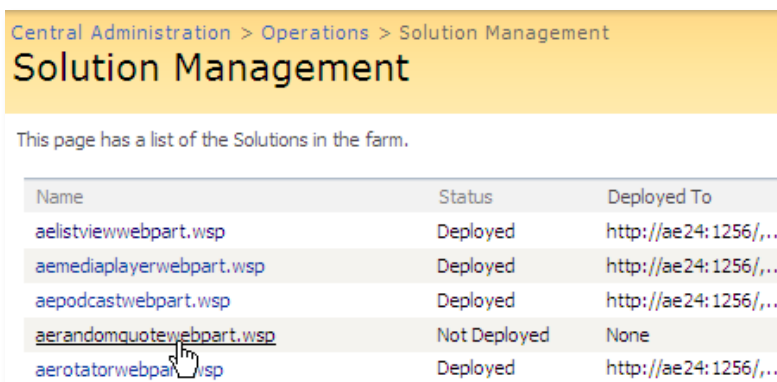
### Automatic Installation

1. Unpack the **AERandomQuoteWebpart.wsp** and **Install.bat** files from the Zip Archive and place the 2 files onto your Sharepoint Server.
2. Add the Solution by either running **Install.bat** or manually entering:  
`stsadm -o addsolution -filename AERandomQuoteWebpart.wsp`

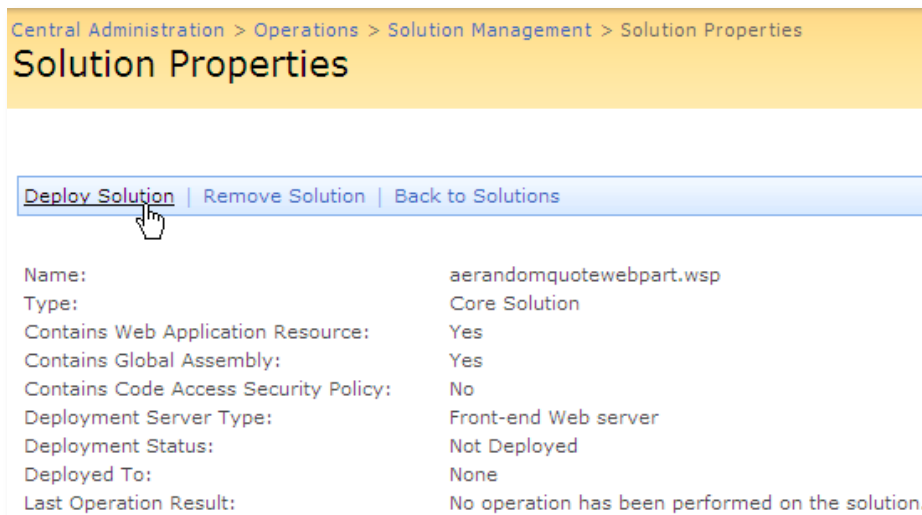
3. Deploy the solution by navigating with your browser to “Central Administration->Operations->Solution Management”:



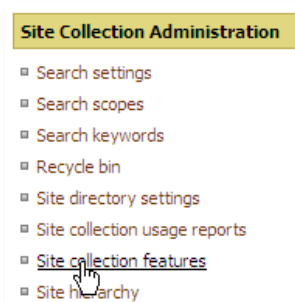
4. You should now see the **AERandomQuoteWebpart.wsp** in the farm’s solution store:



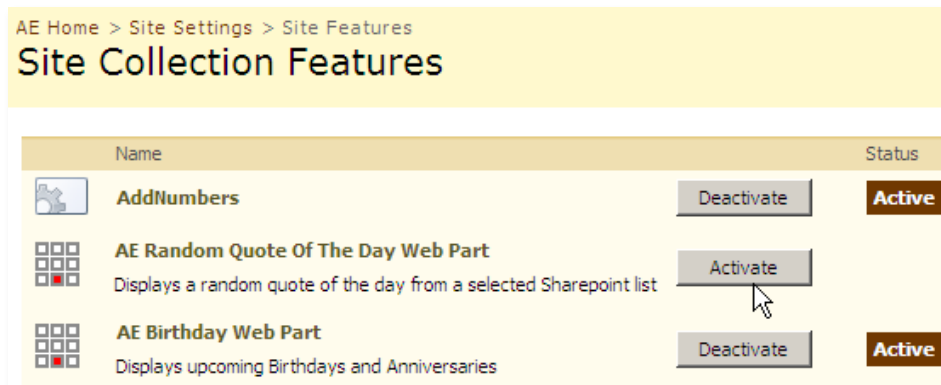
Click on “**AERandomQuoteWebpart.wsp**” to deploy the solution:



5. Proceed to activate the feature by navigating to the “**Site Actions/Site Settings**” page in your top-level site:



Choose "Site collection features" to navigate to the Site Collection Features page:

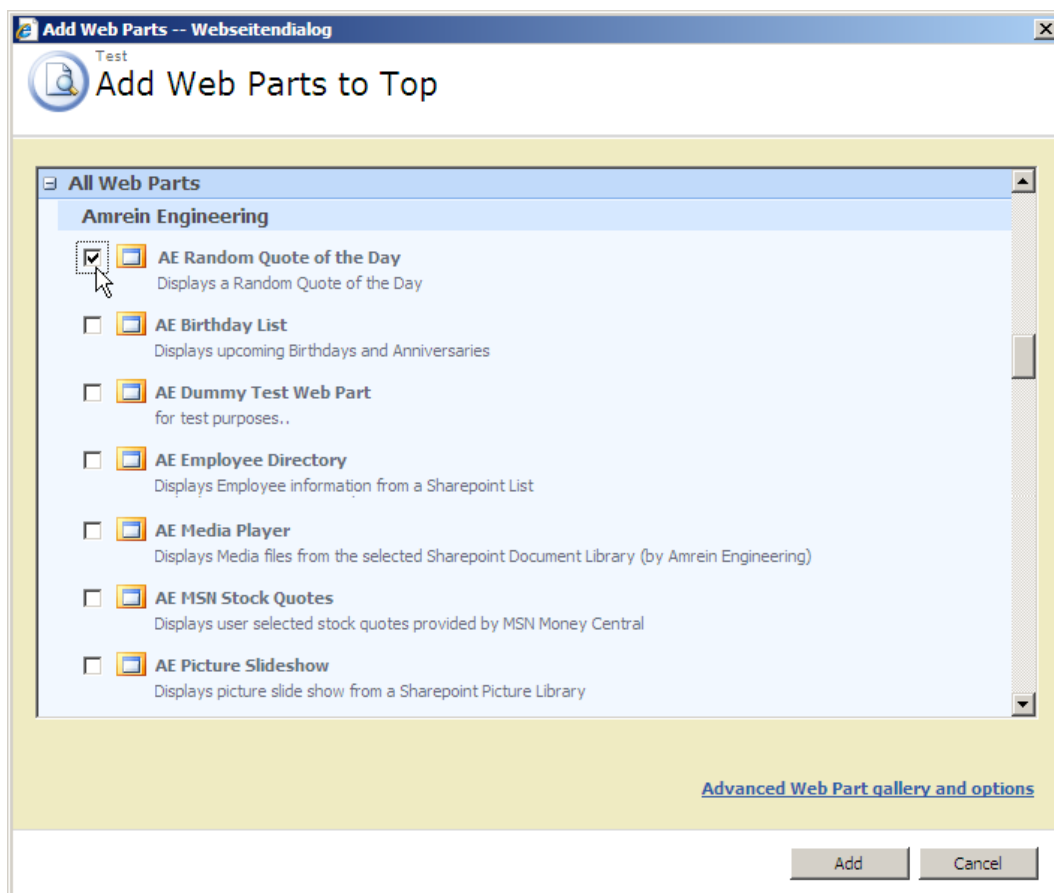


Activate the "AE Random Quote Of The Day Web Part" feature

## Adding the Web Part to a Page

Navigate to a page where you would like to place the web part and choose "Site Actions/Edit Page"

Add the web part to the appropriate zone. The web part is listed in the "Amrein Engineering" gallery section :



---

## License Activation

You have the following 3 options to enter your License Key:

1. Enter the License Key into the corresponding "License Key" field in the web part configuration pane (See above).

### 2. WSP Solution Deployment:

Add the **License.txt** file (as supplied by AMREIN ENGINEERING after having purchased a license) to the Solution at the following location:

```
c:\Program Files\Common Files\Microsoft Shared\Web Server  
Extensions\12\template\features\AERandomQuoteWebpart
```

### 3. Manual Deployment:

Add the License Key to your web.config (typically found at c:\inetpub\wwwroot\wss\virtualdirectories\80) **<appSettings>** section as follows:

```
<appSettings>  
.  
.  
  <add key="AEQD" value="AEQD-x-xxxxx-xxxxx-xx-xx" />  
</appSettings>
```

Replace the "x" characters with your actual key values.

Please note that this method requires you to manually add the key to each Sharepoint application.